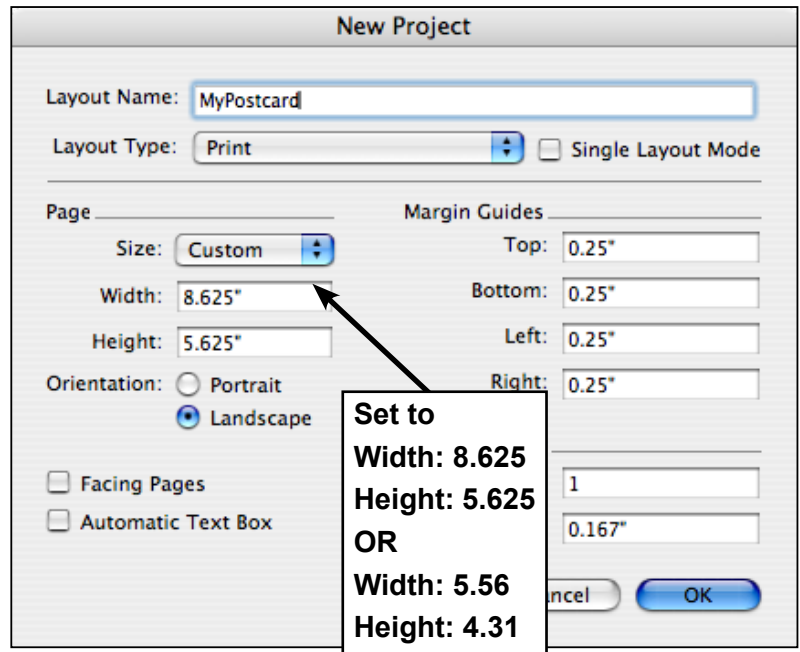


# Creating a Hi-Res PDF for..... Postcard Printing from QuarkXPress 7

## 1. Create a document with .25" margins for important elements as shown:

For 5.5" x 8.5" finished size postcards, set page size as 5.625" x 8.625"

For 4.25" x 5.5" finished size postcards, set page size as 4.31" x 5.56"



## 2. Choose File > Export > and select Layout as PDF...

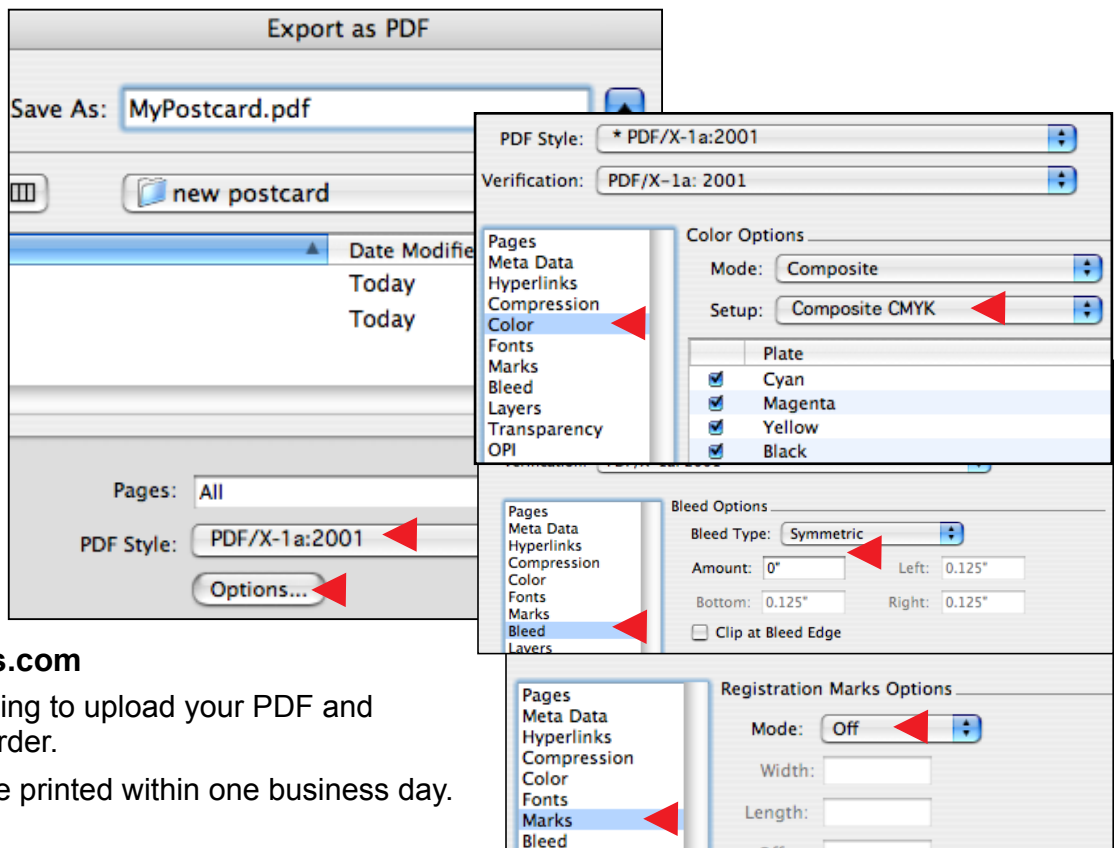
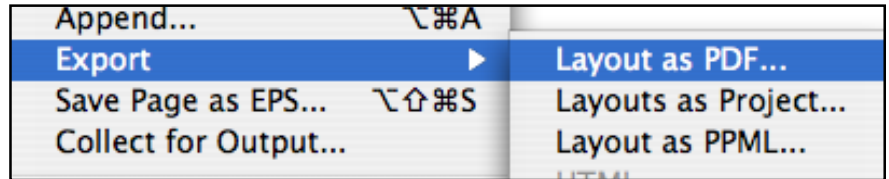
Select PDF/X-1 as the PDF Style.

Click Options.

Set Color to:  
Composite CMYK

Set Bleed to:  
Amount = 0"

Set Marks to:  
Off



## 3. Go to [www.imagers.com](http://www.imagers.com)

Select Postcard Printing to upload your PDF and complete an online order.

Your postcards will be printed within one business day.

